

COMPOSITE CO-EXTRUSION WALL CLADDING – TECHNICAL SHEET



ROYAL EDITION




IMPERIAL EDITION

Get ready to be enchanted by the undeniable charm and appeal of the ROYAL and IMPERIAL editions, offering fluted-style siding. These elegant and refined siding styles will bring a touch of classic sophistication to your home, condo, or cottage.



CLASSIC EDITION



The CLASSIC edition offers you much more than a simple wood imitation. The wood composite cladding of Fibewood is a perfect fusion of the natural beauty of wood and unmatched quality and durability performance. With the CLASSIC edition, your outdoor or indoor space will transform into a haven of tranquility, where the splendor of wood blends seamlessly with the convenience and performance of wood composite.



BOARD & BATTEN EDITION



Immerse yourself in timeless elegance with the BOARD AND BATTEN edition, a wall covering that transcends the boundaries of traditional design. But this wall covering goes beyond its captivating aesthetics. It is crafted, like all our other wood composite profiles, with cutting-edge engineering to provide exceptional resistance to outdoor elements, moisture, and temperature changes. Its remarkable durability ensures a flawless appearance over time, without the need for tedious maintenance.



CLASSIC EDITION

(1) ROYAL EDITION & (2) IMPERIAL EDITION

BOARD & BATTEN EDITION

(1) ROYAL

(2) IMPERIAL

Urban Wood

Urban Wood

Walnut

Walnut

Teak

Teak

Natural Wood

Natural Wood

Vintage Brown

Vintage Brown

Black

Black

Grey Rock

Grey Rock

Pearl Grey

Pearl Grey

White Oak

White Oak

Walnut

Black

Teak

Grey Rock

Natural Wood

Pearl Grey

Vintage Brown

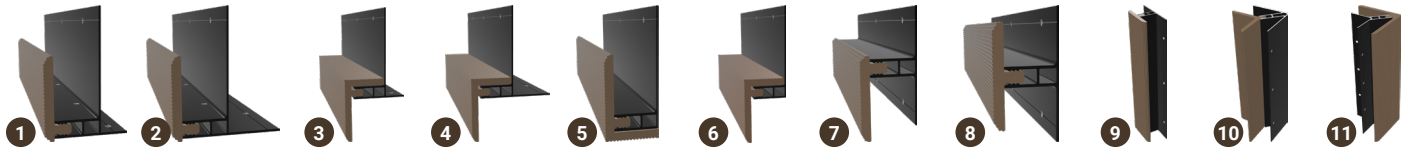
White Oak

Pure White

CLADDING BOARD – FEATURES

INSTALLATION MOLDINGS FOR WALL CLADDING

Discover our range of ultra-easy-to-install trims, now available in 10 colors. Thanks to their simple and quick fixing system, you'll be able to complete all your wall covering projects in the blink of an eye. Each trim is composed of two pieces, the front trim and the back trim. The front trim is made from co-extruded composite that matches the cladding board's color, ensuring a smooth finish. The back trim is made from aluminum and is pre-drilled with holes to facilitate installation. Each aluminum piece is coated with black powder to prevent reflection. Add a touch of style with ease using our range of trims.







Front mouldings are also available in matte-finish black aluminum.

- 1 Single Starting Trim - horizontal installation
- 2 Double Starting Trim - horizontal installation
- 3 Single Starting Trim - vertical installation
- 4 Double Starting Trim - vertical installation
- 5 J Trim

- 6 J Trim - Down
- 7 Transition Trim - Vertical Installation
- 8 Transition Trim - Horizontal Installation
- 9 H Trim
- 10 Inside Corner Trim
- 11 Exterior Corner Trim

WALL CLADDING BOARDS

BOARD & BATTEN	IMPERIAL	CLASSIC	ROYAL
			
10 1/8" X 1" X 10' (8.4ft ²) 10 1/8" X 1" X 12' (10ft ²)	6 5/8" X 1" X 10' (5.5ft ²) 6 5/8" X 1" X 12' (6.6ft ²)	6 5/8" X 1" X 10' (5.5ft ²) 6 5/8" X 1" X 12' (6.6ft ²)	

SCREW & DRILL FOR WALL CLADDING

Secure all your cladding boards and moldings using either our wood framing screws or self-drilling metal screws for steel framing. Made of stainless steel, they are suitable for both indoor and outdoor installations. Their full-thread design ensures shear strength, while their steel body adds durability.



- #6 Flat Torx Head no. T15 Screw, 1 1/2"
- Stainless steel
- Available in packs of 90, 450, or 900 units
- 2" T15 Torx Drill Bits included in each pack



- Self-drilling metal screws
- #6 Flat Torx Head no. T15 Screw, 1 1/2"
- Stainless steel
- Available in packs of 450 units
- 2" T15 Torx Drill Bits included in each pack



OPTIMAL PROTECTION PROSHIELD PREMIUM®



Our FIBERWOOD composite boards from FIBERWOOD feature excellent PROSHIELD PREMIUM® protection. This protective layer covers all three visible sides of the boards, providing ultimate protection against stains, impacts, insects, scratches, and UV rays that cause discoloration. Thanks to our advanced wood composite manufacturing technology, Fiberwood wood composite boards offer remarkable longevity, allowing them to maintain their vibrant beauty over time. All of our cladding boards come with a 30-year warranty.



A 100% ECO-FRIENDLY PRODUCT

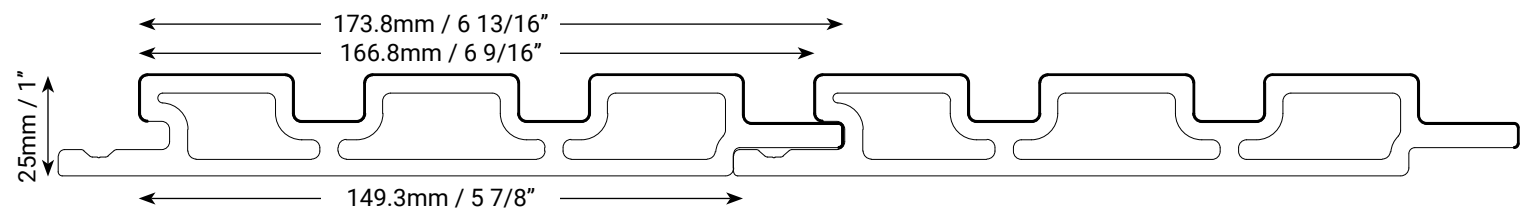
According to statistics, approximately 1 million plastic bottles are consumed every minute worldwide. Our FIBERWOOD wood composite boards offer a concrete solution to this critical problem.

Made from 90% recycled wood powder and plastic, our FIBERWOOD wood composite boards are environmentally friendly. Each board helps reduce plastic waste and preserve forest resources.

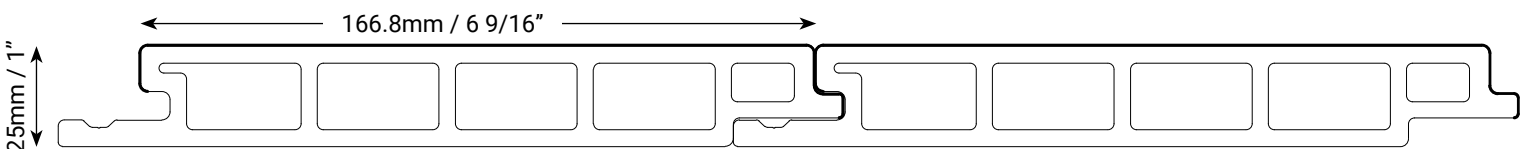
This eco-friendly product is 100% recyclable. After approximately 30 years of use, the FIBERWOOD board can be transformed into new materials, avoiding its accumulation in landfills. Choose FIBERWOOD for a more environmentally responsible lifestyle. Together, let's build a better future, one board at a time.

Technical Drawings

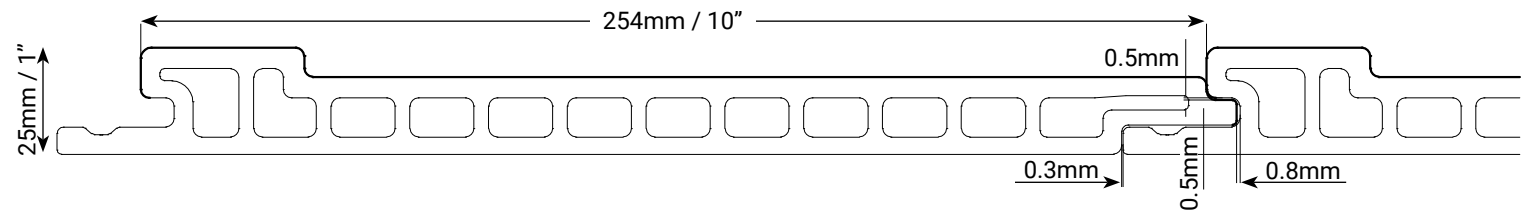
ROYAL EDITION



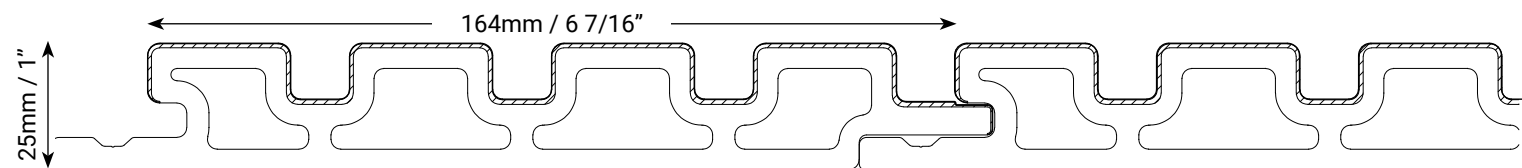
CLASSIC EDITION



BOARD AND BATTEN EDITION

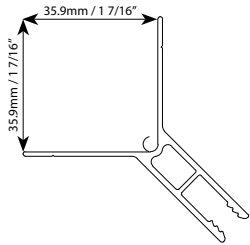


IMPERIAL EDITION

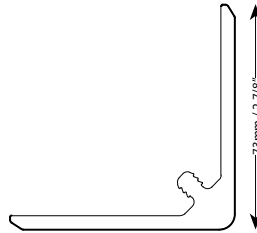


FRONTS AND BACKS ONLY AVAILABLE IN 12FT LENGTHS

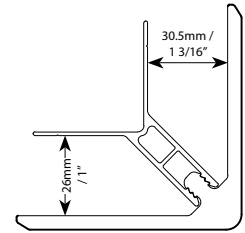
EXTERNAL CORNER TRIM
BACK PART



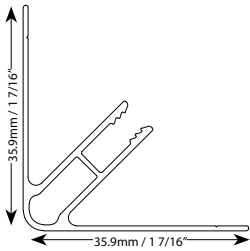
EXTERNAL CORNER TRIM
FRONT PART



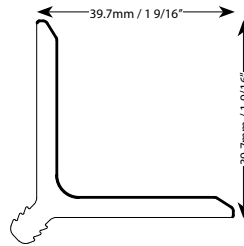
ASSEMBLED



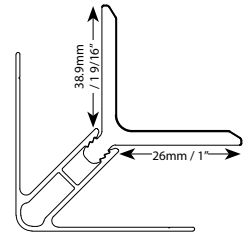
INTERNAL CORNER TRIM
BACK PART



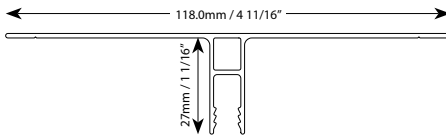
INTERNAL CORNER TRIM
FRONT PART



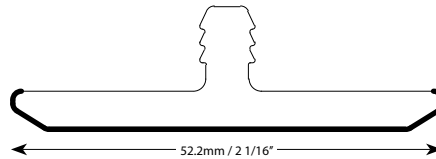
ASSEMBLED



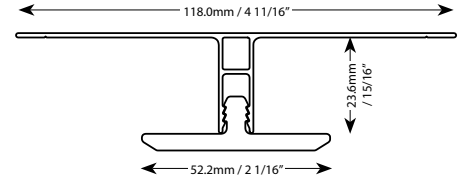
H TRIM
BACK PART



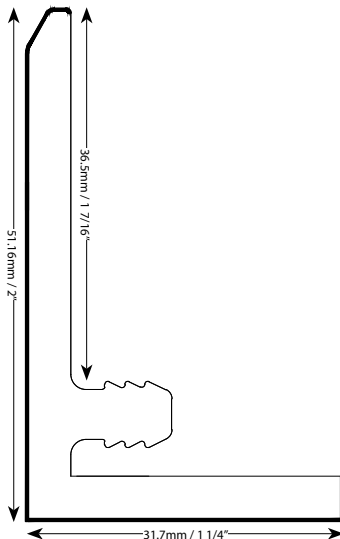
H TRIM
FRONT PART




ASSEMBLED



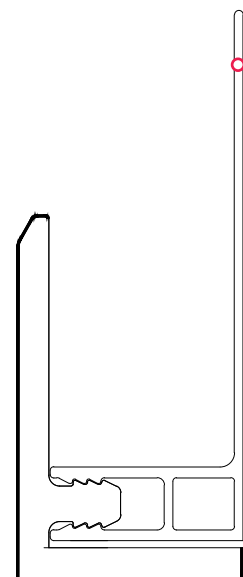
J TRIM - FRONT PART



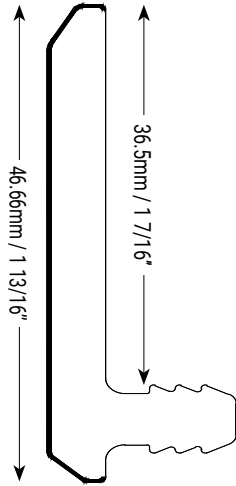
J TRIM - BACK PART



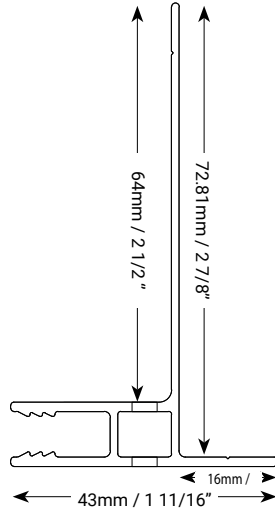
J TRIM - ASSEMBLED



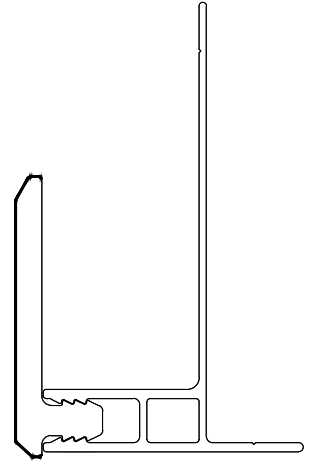
TRANSITION TRIM -
FRONT PART



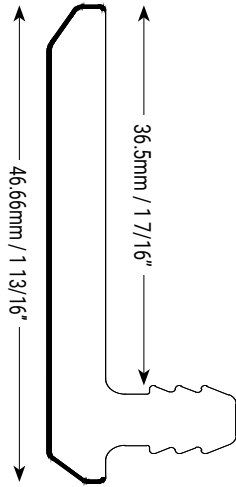
SINGLE STARTING TRIM -
BACK PART



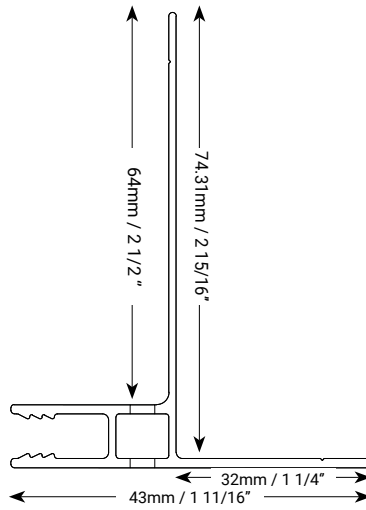
ASSEMBLED



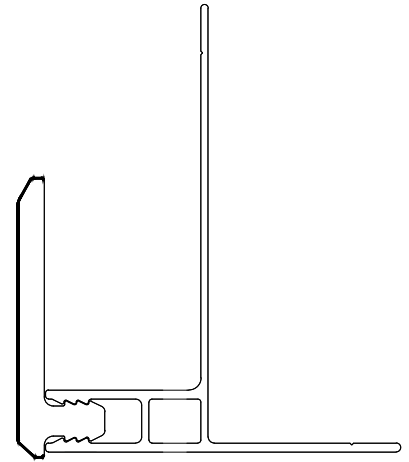
TRANSITION TRIM -
FRONT PART



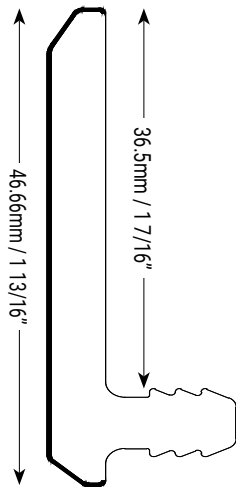
DOUBLE STARTING TRIM -
BACK PART



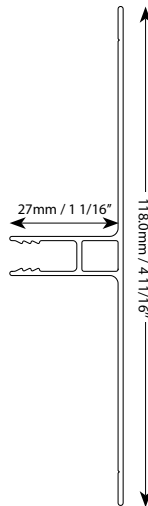
ASSEMBLED



TRANSITION TRIM -
FRONT PART



H TRIM -
BACK PART



ASSEMBLED

